



National Home Visiting
Resource Center

*Helping Children &
Families Thrive*

2023

Home Visiting Yearbook

An Overview

The *2023 Home Visiting Yearbook* presents 2022 data on early childhood home visiting, a proven service delivery strategy that helps children and families thrive. It builds on past National Home Visiting Resource Center (NHVRC) publications to present an up-to-date look at home visiting in action and to continue answering critical questions.

- ✓ Where are home visiting programs located?
- ✓ How many families and children are being served by home visiting, and how many more could benefit?
- ✓ What do we know about home visiting models?
- ✓ Who provides home visiting?
- ✓ What is happening in the states?



About Home Visiting

Home visiting connects expectant parents and caregivers of young children with a designated support person who guides them through the early stages of raising a family. For many, it is a bridge to becoming the kind of caregivers they want to be so they can unlock their child's potential. Home visiting is voluntary and tailored to meet families where they are—all at no cost to participants.

2023 Yearbook Highlights

- ✔ Evidence-based home visiting was implemented in all 50 states, the District of Columbia, 5 territories, 22 Indigenous communities, and 50 percent of U.S. counties in 2022.

Of those, approximately 270,000 received services in 2022—only 1.6 percent of all potential beneficiaries or 3.3 percent of high-priority families.
- ✔ More than 270,000 families received evidence-based home visiting services in 2022, over the course of more than 2.8 million home visits. Approximately 44 percent of these visits were provided virtually, down from nearly 70 percent the prior year, reflecting a partial return to in-person visits.
- ✔ In 2022, the federal Maternal, Infant, and Early Childhood Home Visiting (MIECHV) Program helped fund services for more than 68,000 families in states, the District of Columbia, territories, and Indigenous communities—a portion of the total families served by home visiting that year. Of the more than 844,000 home visits provided, half were delivered virtually.
- ✔ Over 40,000 additional families received home visiting services through 10 emerging models that provided more than 475,000 home visits in 2022. More than half of these visits were provided virtually.
- ✔ Congress reauthorized MIECHV for 5 more years in December 2022. Reauthorization included an increase in funding—and doubling of Tribal MIECHV funds—to help home visiting programs continue and expand services, meet families' basic needs, address workforce well-being, and more.
- ✔ More than 20,000 home visitors and supervisors delivered evidence-based services in 2022.
- ✔ More than 17.3 million pregnant women and families (including nearly 23 million children) could benefit from home visiting.

The following pages offer a look at the families served by evidence-based home visiting in 2022 and the children and families who could benefit. Read the full *2023 Home Visiting Yearbook* on our website (<https://nhvrc.org/yearbook/2023-yearbook>).

NHVRC NATIONAL PROFILE

Families Served Through Evidence-Based Home Visiting



2,852,736

home visits provided
Including 1,258,529 virtual visits



270,890

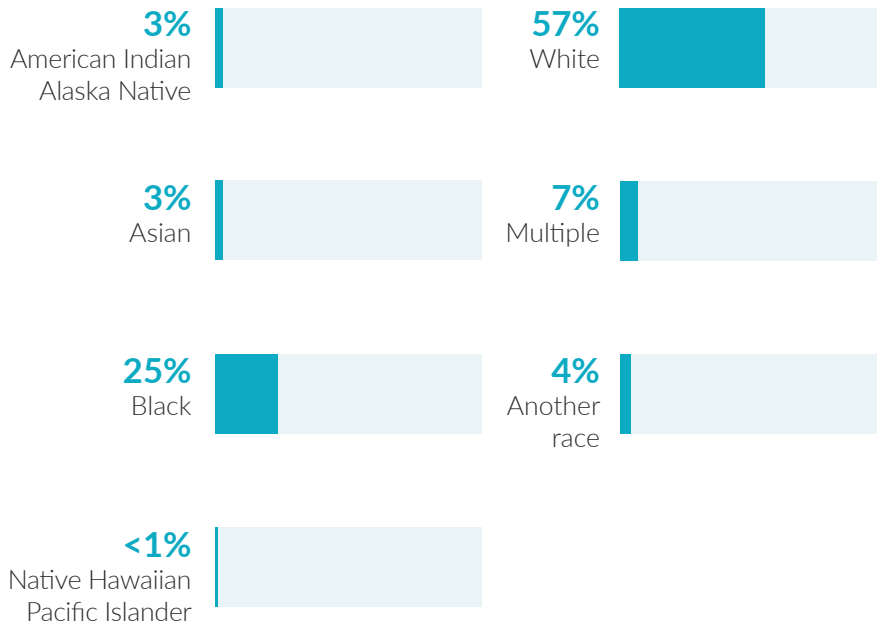
families served



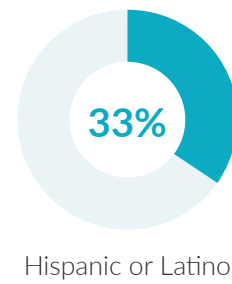
302,311

children served

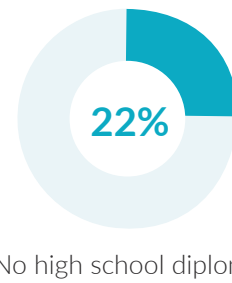
Race



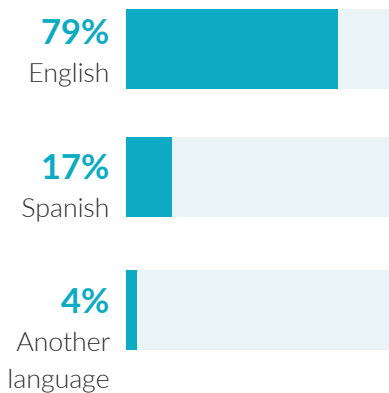
Ethnicity



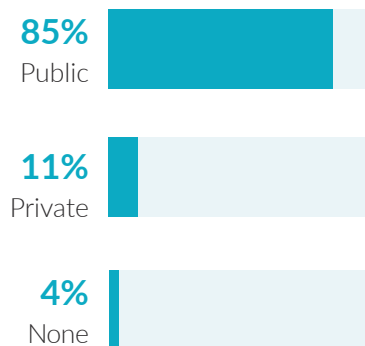
Caregiver education



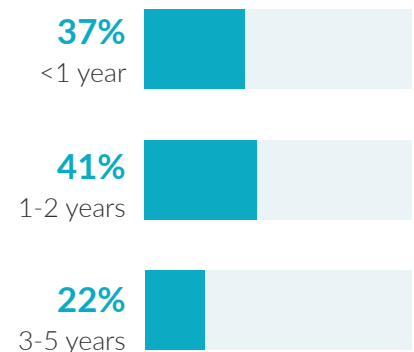
Primary language



Child insurance status



Child age



NHVRC NATIONAL PROFILE

Potential Beneficiaries

22,600,300
children

could benefit from home visiting

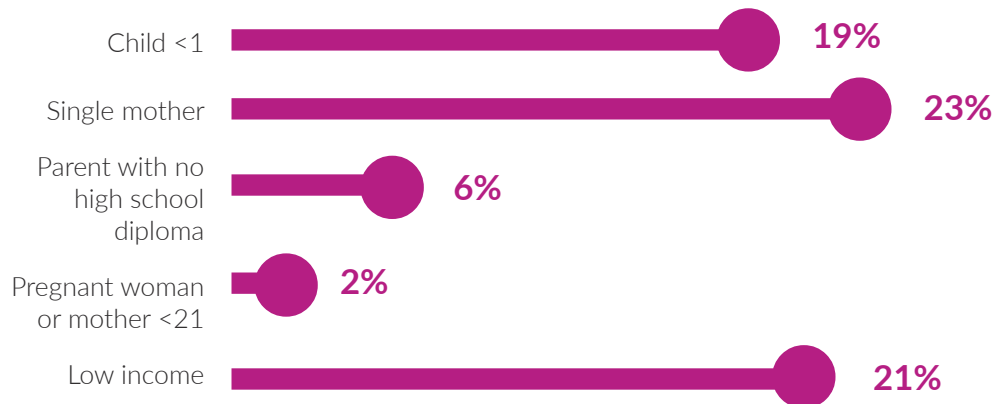
Of the nearly 23 million children who could benefit—

Infants <1 year	Toddlers 1-2 years	Preschoolers 3-5 years
3,533,400 16%	7,743,300 34%	11,323,600 50%

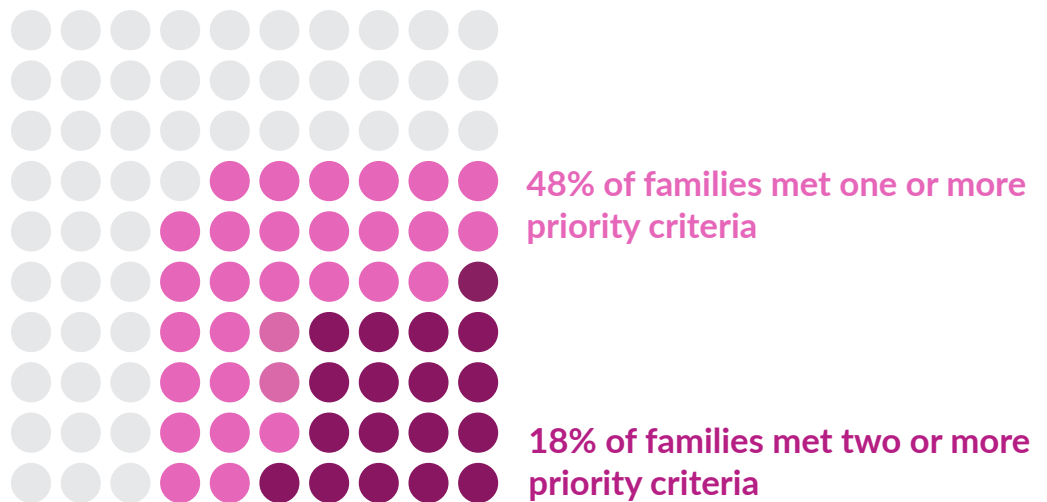
17,329,700
families

could benefit from home visiting

Many home visiting services are geared toward particular subpopulations. The NHVRC estimated the percentage of families who could benefit nationally who met the following priority criteria:



Of the 17.3 million families who could benefit—



nhvrc.org | info@nhvrc.org | [NHVRC](https://www.facebook.com/NHVRC) | [@NationalHVRC](https://twitter.com/NationalHVRC)

The NHVRC is a partnership of James Bell Associates and the Urban Institute. Support is provided by the Heising-Simons Foundation and previously was also provided by the Robert Wood Johnson Foundation. The views expressed here do not necessarily reflect the views of the foundations.